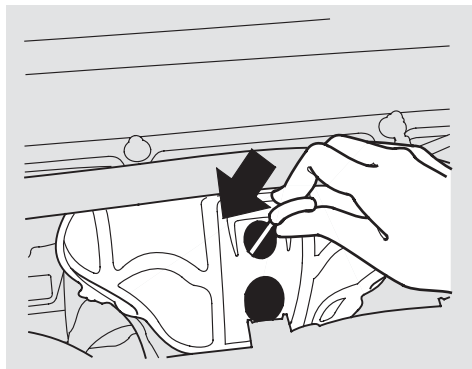
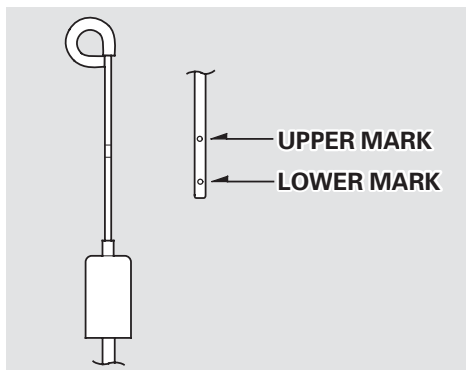


Service Station Procedures



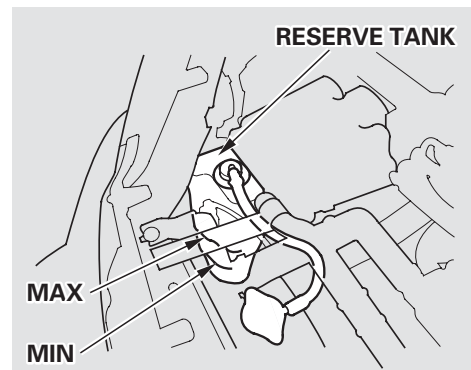
3. Insert it all the way back in its tube.



4. Remove the dipstick again and check the level. It should be between the upper and lower marks.

If it is near or below the lower mark, see **Adding Oil** on page 211 .

Engine Coolant Check



Look at the coolant level in the radiator reserve tank. Make sure it is between the MAX and MIN lines. If it is below the MIN line, see **Adding Engine Coolant** on page 215 for information on adding the proper coolant.

Refer to **Owner Maintenance Checks** on page 209 for information on checking other items in your Honda.